




Information on ONGC Videsh Ltd - Projects

- 1 [Reserves \(1P, 2P & 3P\) - Project wise - as on 31st March 2009](#)
- 2 [Reserves \(1P, 2P & 3P\) - Project wise - as on 31st March 2008](#)
- 3 [Reserves \(1P, 2P & 3P\) - Project wise - as on 31st March 2007](#)
- 4 [Production - Project wise - during 2008-09](#)
- 5 [Production - Project wise - during 2007-08](#)
- 6 [Production - Project wise - during 2006-07](#)
- 7 [Assetwise Participating Interest and Current Status](#)
- 8 [Year-wise summary of Physical Activities](#)



OVL's share of reserves - Asset wise


	as on 31st March'09					
	1P		2P		3P	
	Oil (MMT)	Gas (BCM)	Oil (MMT)	Gas (BCM)	Oil (MMT)	Gas (BCM)
Vietnam, Block 06.1	0.752	14.756	0.874	18.702	0.999	22.779
Sudan, GNOP	20.220		25.050		32.628	
Sudan, Block 5A	6.584		9.661		14.029	
Russia, Sakhalin-1	37.946	70.146	48.654	93.310	48.654	93.310
Syria, AFPC project	2.988		2.988		4.670	
Colombia	3.729		4.806		4.806	
Venezuela	7.260		7.260		7.260	
Imperial Energy	18.946	3.901	116.344	9.364	116.344	9.364
Qatar						
BC-10, Brazil	1.946	0.601	6.694	0.744	6.900	0.744
Block A1 & A3, Myanmar	-	-	-	25.666	-	43.823
North Ramadan, Egypt	0.455		0.455		0.455	
Total	100.826	89.404	222.786	147.786	236.745	170.020
	190.230		370.572		406.765	





OVL's share of reserves - Asset wise


	as on 31st March'08					
	1P		2P		3P	
	Oil (MMT)	Gas (BCM)	Oil (MMT)	Gas (BCM)	Oil (MMT)	Gas (BCM)
Vietnam, Block 06.1						
Sudan, GNOP	0.623	12.991	0.830	18.526	1.037	24.421
Sudan, Block 5A	22.300		26.763		32.835	
Russia, Sakhalin-1	5.853		8.683		12.733	
Syria, AFPC project	39.187	70.404	49.807	93.734	49.807	93.734
Colombia	3.136		3.136		4.350	
Venezuela	2.734		5.839		6.291	
Imperial Energy						
Qatar						
BC-10, Brazil	-	-	-	-	-	-
Block A1 & A3, Myanmar	1.908	0.605	9.254	0.836	9.254	0.836
North Ramadan, Egypt	-	-	-	25.666		43.823
Total	-		1.340		1.340	
	75.741	84.000	105.652	138.762	117.647	162.814
	159.741		244.414		280.461	





OVL's share of reserves - Asset wise


	as on 31st March'07					
	1P		2P		3P	
	Oil (MMT)	Gas (BCM)	Oil (MMT)	Gas (BCM)	Oil (MMT)	Gas (BCM)
Vietnam, Block 06.1						
Sudan, GNOP	0.652	14.608	0.858	20.143	1.070	26.038
Sudan, Block 5A	23.008		28.007	-	34.598	-
Russia, Sakhalin-1	4.914		9.081	-	13.231	-
Syria, AFPC project	53.515	84.175	53.515	84.175	53.515	84.175
Colombia	1.415		2.944	-	2.992	-
Venezuela	10.740		10.970	-	15.952	-
Imperial Energy			-	-	-	-
Qatar			-	-	-	-
BC-10, Brazil	-	-	0.523	-	0.523	-
Block A1 & A3, Myanmar	1.499	0.225	9.984	0.590	9.984	0.590
North Ramadan, Egypt						
Total						
	95.743	99.008	115.882	104.908	131.865	110.803
	194.751		220.790		242.668	





OVL's share of production


	2008-09	
	Oil (MMT)	Gas (BCM)
Vietnam, Block 06.1	0.046	1.848
Sudan, GNOP	2.443	-
Sudan, Block 5A	0.285	-
Russia, Sakhalin-1	1.853	0.372
Syria, AFPC project	0.812	-
Colombia	0.370	-
Venezuela	0.671	-
Imperial Energy	0.076	-
Total	6.556	2.220
Total - O + OEG	8.776	





OVL's share of production


	2007-08	
	Oil (MMT)	Gas (BCM)
Vietnam, Block 06.1	0.029	1.617
Sudan, GNOP	2.981	-
Sudan, Block 5A	0.294	-
Russia, Sakhalin-1	2.234	0.345
Syria, AFPC project	0.951	-
Colombia	0.351	-
Venezuela	-	-
Imperial Energy	-	-
Total	6.840	1.962
Total - O + OEG	8.802	





OVL's share of production

	2006-07	
	Oil (MMT)	Gas (BCM)
Vietnam, Block 06.1	0.030	1.842
Sudan, GNOP	3.157	-
Sudan, Block 5A	0.270	-
Russia, Sakhalin-1	0.955	0.306
Syria, AFPC project	1.095	-
Colombia	0.297	-
Venezuela	-	-
Imperial Energy	-	-
Total	5.804	2.148
Total - O + OEG	7.952	





Asset-wise PI and current status

	Name of the Project	PI/Partners/Operator	Current Status	Activities - planned in FY'10
1	Vietnam, Block 06.1	OVL 45%; BP 35% (Operator); Petrovietnam 20%	Producing natural gas @ 11.4 MMSCMD	
2	Sudan, GNOP	OVL 25%; CNPC 40%; Petronas 30%; Sudapet 5% - Jointly operated	Producing Oil @ 170,000 bopd	Planned for 2000LKM 2D, 750SKM 3D, 58 Dev wells, 14 expl wells and 9 appraisal wells.
3	Sudan, Block 5A	OVL 24.125%; Petronas 67.875%; Sudapet 8%	Producing Oil @ 19,500 bopd; Further development	Planned for 500LKM 2D, 150SKM 3D, 8 Dev wells, 11 expl wells.
4	Russia, Sakhalin-1	OVL 20%; RN Astra 8.5%; Sodeco 30%; SMNG-S 11.5%; Exxon 30% (Operator)	Producing Oil @ 1,50,000 bopd and Gas @ 3.3 MMSCMD; Further Development	Planned for 3 development wells
5	Syria, AFPC project	HESBV 37%, SSPD 63% (Operator)	Producing Oil @ 1,03,000 bopd	Planned for 27 development wells
6	MECL, Colombia	OAAL 50%, Sinopec 50% MECL (Operator)	Producing Oil @ 27,000 bopd	Planned for data interpretation 2D 50 LKM, 268 dev wells and 10 exploratory wells.
7	Venezuela	OVL 40%; CVP 60% (Operator)	Producing Oil @ 32,000 bopd	Planned for 12 development wells
8	Imperial Energy	OVL 100%	Producing Oil @ 11,000 bopd	
9	BC-10, Brazil	OVL 15%; Shell 50%(Operator) & Petrobras 35%	First Oil in 12th July 2009	Planned for 5 development wells
10	Block A1, Myanmar	OVL 20%; GAIL 10%; Daewoo 60% (Operator); Kogas 10%	Appraisal (with gas discovery) Development to start likely in 2010. Reserve 5 TCF; First Gas likely in 2013	
11	Block A3, Myanmar	OVL 20%; GAIL 10%; Daewoo 60% (Operator); Kogas 10%	Appraisal (with gas discovery) Development to start likely in 2010. Reserve 5 TCF; First Gas likely in 2013	
12	B6, North Ramadan, Egypt	OVL 70%; IPR RED SEA 30% (Operator)	1st Well flowed oil in April 2007. 2nd 3rd well drilled in 2008. 4th well planned later in 2009.	
13	Block NEMED, Egypt	OVL 33%; Shell 51% (Operator); Petronas 16%	Gas Discovery. Wells to be drilled in third exploration phase.	Dataprocessing 3D 1000 sqkm
14	Farsi Offshore, Iran	OVL 40% (Operator); IOC 40%; OIL 20%	4 wells drilled. Gas Discovery. Master development plan submitted.	Planned for 3D API 550 SQKM
15	Block 8, Iraq	OVL 100% (operator)	Forec Majeure since April 2003	
16	Block 81-1, Libya	OVL 100% (operator)	2D & 3D Ssurvey done; interpretation in progress.	

Asset-wise PI and current status

	Name of the Project	PI/Partners/Operator	Current Status	Activities - planned in FY'10
17	Block 43, Libya	OVL 100% (operator)	2D & 3D survey in 2009 in progress	
18	Block 34 & 35, Cuba	OVL 100% (operator)	2D & 3D Ssurvey done; interpretation in progress.	Planned for one exploratory well
19	Block 127, Vietnam	OVL 100% (operator); (Petro Vietnam upto 20% optional on commercial discovery)	1 exploratory well completed	Planned for one exploratory well
20	Block 128, Vietnam	OVL 100% (operator); (Petro Vietnam upto 20% optional on commercial discovery)	Preparations for exploratory well in progress	
21	Block AD2, Myanmar	OVL 100% (operator)	2D survey - done; interpretation in progress	Planned for data processing for 500LKM and Data Interpretation 400 sqkm.
22	Block AD3, Myanmar	OVL 100% (operator)	Interpretation is in progress.	
23	Block AD9, Myanmar	OVL 100% (operator)	Interpretation is in progress.	
24	Block RC8, Colombia	OVL 40% (operator); Ecopetrol 40%; Petrobras 20%	to do 2D survey in 2009	Planned for 2D API 3500 LKM
25	Block RC10, Colombia	OVL 50% (operator); Ecopetrol 50%	to do 2D survey in 2009	Palnned for 2D API 3800 LKM
26	Block ES 42 (ES-M-470), Brazil	OVL 100% (operator)	3D acquisition completed	Planned for 845 sqkm 3D Processing and interpretation
27	Block BM S 73 (SM-1413), Brazil	OVL 100% (operator)	3D acquisition completed.	3D 374 SQKM Processing and interpretation
28	Block CPO-5, Colombia	OVL 100% (operator)	Tendering process for 2Dand 3D acquisition	
29	Block 279, Nigeria	OMEL 45.5% (operator); Total 14.5%; EMO 40%	Drilling of 2 wells planned in 2009; Rig identified	Planned for 2 exploratory wells
30	Block 285, Nigeria	OMEL 64.33% (operator); Total 25.67%; EMO 10%	Prospect identified. Drilling planned in 2009. Rig is being identified.	Planned for 2 exploratory wells
31	Block 189, Libya	OVL 49%; TPOC 51%	1 well is complted and 1 more well is progress	
32	Block 24, Syria	OVL 60%; IPR 40% (operator)	Discovery of oil	Planned one exploratory well



Asset-wise PI and current status

	Name of the Project	PI/Partners/Operator	Current Status	Activities - planned in FY'10
33	Blocks 25,26,27,29,36,35 - Cuba	OVL 30%; Repsol 40% (operator); Norsk Hydro 30%	API completed; plan to drill 1 well - being framed	
34	Block 2 - JDZ, Nigeria	OVL 13.5%; Sinopc/Addax Petroleum/ERHC Energy Inc consortium - 65% (operator); Equator Exploration Ltd 9% A&Hatman 2.5%; Foby Engineering 5%;	Propsect identified; Drilling planned in 2009.	Planned for 1 exploratory well
35	MTPN, Congo Br	OVL 20%,ENI 40% AND EXXCON MOBIL 40%	3D API completed; 1 well in Progress	Planned 3D acquisition 500 SQKM and 1 expl well
36	SSJN-7, Columbia	Pacific Stratus Energy Columbia Ltd (PSE) - operator - 50%; OVL 50%	Reprocessing of vintage data has been initiated	
37	Block RC-9, Columbia	OVL 50%; Ecopetrol 50% (operator)	3D survey in April 2009	Planned for API 3D 1000 SQKM
38	Block BM-BAR-1, Brazil	OVL 25%; Petrobras 50% (operator); Devon 25%	Drilling of 1 well in progress	
39	Block BM-SEAL-4, Brazil	OVL 25%; Petrobras 75% (operator)	Drilling of 1st vertical well expected to start in 2010	Planned for 2 exploratory wells
40	Sudan Pipeline Project	OVL 30% (Operator); OIL 10%	Pipeline Project completed & handed over to GOS in Oct'2005	



OVL - Physical Activities

		2009-10 BE	2008-09	2007-08
1	2D (LKM)	11,100	1,889	18,914
2	3D (Sq.KM)	3,350	5,443	5,738
3	Exploratory Drilling - Nos	55	47	55
4	Development Drilling - Nos	381	214	277

Note: In respect of blocks where OVL has less than 100% participating interest, the activity level shown above has not been pro-rated and the same has been taken at 100% level

